


**Module 3/4**

**CLASS VI**

**CHAPTER 16**

**Garbage In, Garbage Out**



# Think And Throw


What is there to think before dumping or throwing the garbage.?


We know many of us throwing plastic bottles, covers on the streets, near the trees, in the ponds, lakes, etc.

It is not a good practice as it pollutes both the land and the water bodies, which affects the lives of both humans and animals.





- 
- **That's why we have to dump or put all our garbage into the bins or trash where it belongs to.**
  - **Before dumping we all need to think and throw because based on the types of wastes that can be recycled, which can be used.**
  - **The wastes which cannot be recycled, the hazardous and non- biodegradable wastes, are dismantled or disposed off.**



- ◆ **Here are some ideas on how to reuse or recycle items many people wouldn't think to use more than once.**

## 1. Plastic Bags:



- **Future shopping trips can become less wasteful by reusing plastic bags.**
- **Protect wipers and mirrors by putting plastic bags over them during freezing weather.**
- **Keep plants alive when you leave town by placing plastic bags around the entire plant to trap moisture.**



## 2. Food Scraps

- coffee grounds are rich in nitrogen, which is great for seedlings and plants (especially roses). They can be used as pest control to help keep ants and slugs away
- Egg shells are high in calcium so sprinkling them on the soil below plants will boost growth






■ **Orange and lemon peels can be frozen or dried for later use. Just create twists then place in the freezer or in a spot to dry. Combining citrus peels with water and vinegar makes for a nice homemade multi-purpose cleaner.**



■ **Garlic skins or onion skins added to soups or bone broth will add extra vitamins and minerals, just be sure to remove them before serving.**





### 3. Old or Damaged CD's or DVD's

- Recycle to coasters and get creative by decorating old discs with fabric, paint, small decorative stones, ribbon or hemp and use them as coasters.
- Keep pests away by hanging discs on tree limbs to keep birds and other animals away from your garden.





## 4. Used Tea Bags

- Relieve puffy eyes by chilling the bags in the refrigerator then placing one over each eye.
- Soothe insect bites and minor burns by chilling the bags in the refrigerator then placing them on bites or burns.





## 5. Glass Jars

- Make an outdoor windproof candle by adding a beeswax votive to a heat resistant glass jar
- Recycle if you can't use your empty glass containers or use it as decorating material.



## 6. Rubber Bands

- Create a jar opener by using a thick rubber band around the lid for a better grip.
- Can be used in many ways as shown in image.



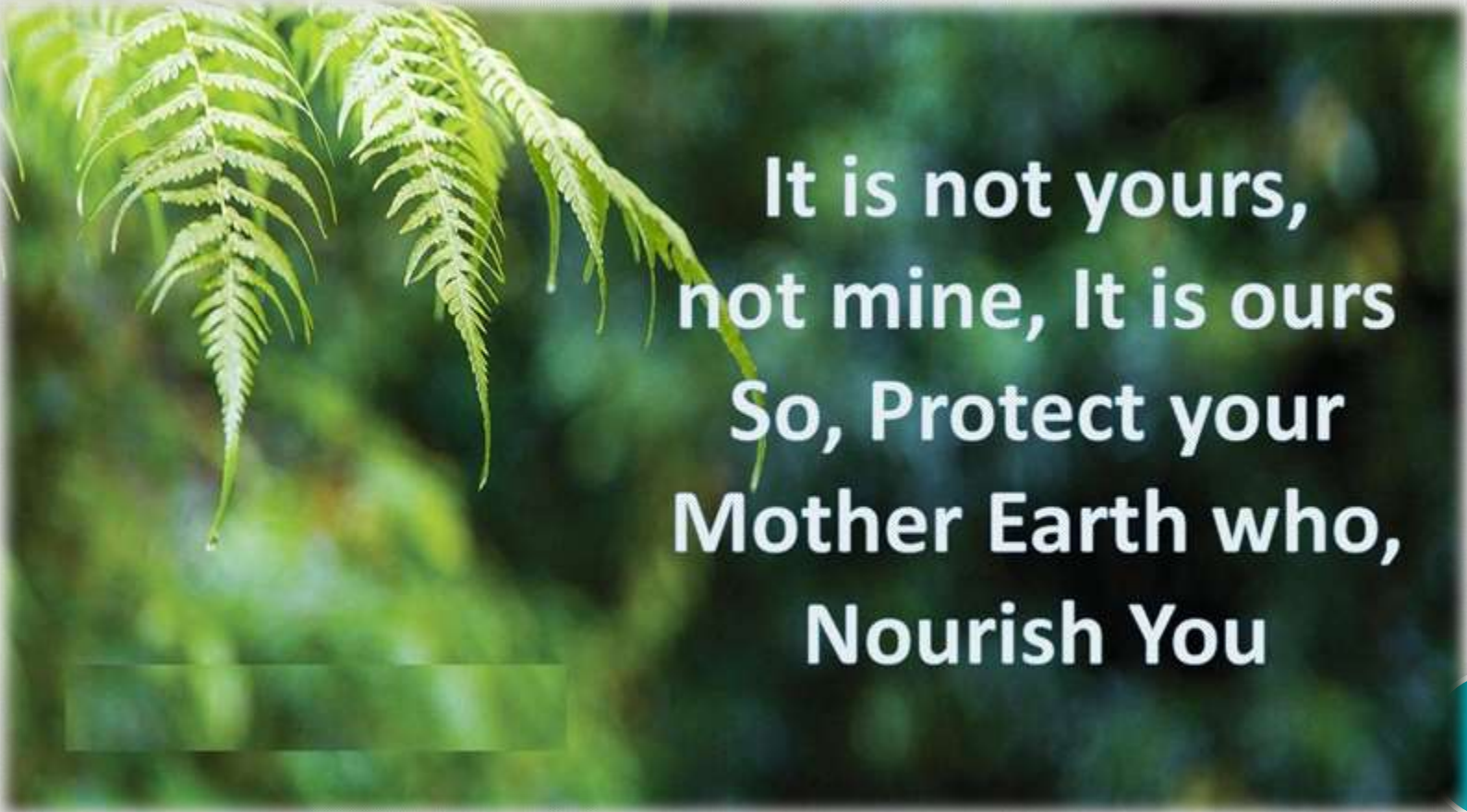


## Composting at Home:

- Composting is a natural and Eco-friendly method of recycling various organic materials including the agricultural wastes, vegetable peels, and plants wastes for producing manure.
- These compost are rich in nutrients, which helps plants to grow healthy and strong.

**So reuse the materials or compost them but think once before you throw them into the environment.**

\*\*\*\*\*



It is not yours,  
not mine, It is ours  
So, Protect your  
Mother Earth who,  
Nourish You

**THANK YOU**

